



**DNS  
RESEARCH  
FEDERATION**

# 2025 Q1 League Tables Report (On TLDs and Registrars)

April 2025

**Joanna Grant**

# 2025 Q1 LEAGUE TABLES REPORT (on TLDs and Registrars)

<b>Introduction</b>	<b>2</b>
<b>Registrar League Table Methodology</b>	<b>2</b>
All	2
>50k	3
Global Regions	3
<b>Updates on The Registrar League Tables</b>	<b>3</b>
All	3
>50k	6
Global Regions	9
<b>Updates on The TLD League Tables</b>	<b>10</b>
All	10
>500k	12
Global Regions	15
<b>Key Takeaways</b>	<b>16</b>

# Introduction

The DNS Research Federation (DNSRF) is a non-for-profit organisation that provides objective analysis and data insights on the Domain Name System (DNS). It aims to increase understanding around how the DNS affects cybercrime, cybersecurity, policy and technical standards by improving access to data and producing quality research outputs.

The DNSRF have been creating League Tables - the [top-level domain \(TLD\) League Tables](#) have been publicly available on the DNSRF website since 2023 and, at the start of this quarter, in January 2025, the [Registrar League Tables](#) were launched. These League Tables rank TLDs, operated by registries, and domain name registrars based on their relative levels of online abuse reports. DNSRF aims to publish a set of ASN League Tables in Q2.

This is the first of four quarterly reports. Each report this year will follow a similar structure: first setting out the methodologies for the new set of League Tables released that quarter (if applicable) followed by an outline of recent trends found across all League Tables released, highlighting key changes over the last month.

This report aims to expand on the methodologies and approaches behind the newly published Registrar League Tables as well as encapsulating the current state of play in both the TLD and Registrar League Tables.

## Key Findings

### **1. Online abuse is concentrated among a small number of registrars and TLDs.**

A growing number of registrars and TLDs are showing very high abuse report rates, while many others consistently maintain low or 0% rates.

---

### **2. Registrar and TLD rankings are relatively stable at the top but volatile at the bottom.**

Those with the lowest report rates tend to stay consistent month-to-month, while those with the highest rates fluctuate more due to domain churn and sudden report surges.

---

### **3. Regional and size-based breakdowns reveal nuanced abuse patterns.**

Abuse rates vary by region and size, with larger registrars and TLDs more prone to reports, though notable exceptions like .no and Knet Registrar Co. LTD show strong performance.

# Registrar League Table Methodology

The [Registrar League Tables](#) have been categorised into **All, >50k and Global Regions** Tables in order to provide more detailed insights and comprehensive views of the data. The methodology behind creating each Registrar League Table is outlined below.

The data feeding into all three of the Registrar League Tables is based upon domain reports received in the **last 365 days**. Currently, these reports are obtained from third party sources including **OpenPhish, APWG, Malware Patrol, URL Abuse, SpamHaus and URLHaus**.

DNSRF are continually trying to grow their datasets in order to attain a more accurate representation of the levels of online abuse across the world. Next quarter, the League Tables will be migrated so that they are feeding from live reports received on the Global Signal Exchange (GSE). The GSE is a centralised clearinghouse that merges as many data sources as possible.

## **All**

After deduplicating the reports received from our sources in the last 365 days, we calculate the total number of uniquely reported domains associated with each registrar. This means that if the same domain is reported multiple times, it is only counted as one, single, reported domain. We also record the number of reported hostnames and reported URLs, grouped by their respective registrars.

Using data obtained from ICANN (Monthly Registrar Transaction Reports) we can calculate the average number of domains that have been registered with each registrar in the last 365 days, rounding it to the nearest whole number.

From these metrics, we *calculate a **report rate for each registrar** by dividing the number of unique reported domains by the average number of domains registered with that registrar*. We use the report rate of a registrar to evaluate its position in the League Table relative to others. Those with the lowest report rates have the least domain reports relative to their size and so are higher up the League Table. Registrars move up and down the League Table over time as they get more registrations or more reported domains. We track how the report rates for each registrar change over time alongside changes to their relative position.

## **>50k**

This League Table follows the same methodology as the 'All' Table but we only consider and include those registrars that have an **average number of domains greater than 50,000**.

## Global Regions

This League Table also follows the same methodology as the 'All' League Table but sorts registrars into global regions. We use **ICANN's list of accredited registrars** to find the country in which each registrar is based. After mapping each registrar to a country, we sort them into one of the following global regions: *Africa, Americas, Asia, Europe and Oceania*. Once sorted into the corresponding global region, the positions are re-evaluated so that registrars are only ranked against other registrars in its global region.

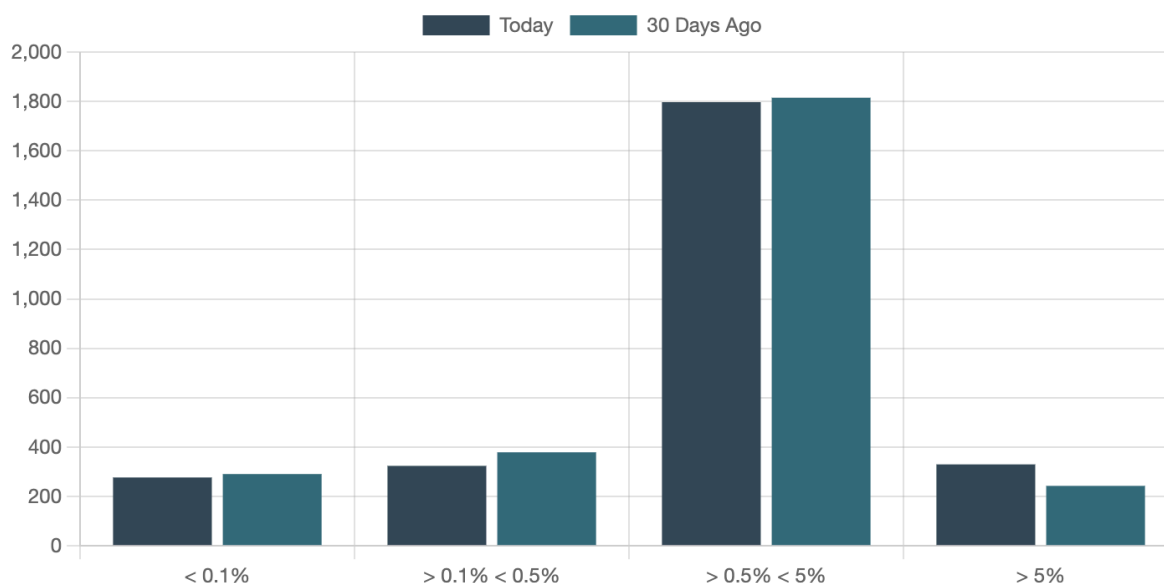
## Updates on The Registrar League Tables

The following data is correct as of **19th March 2025**, and gives an overview of the trends and patterns observed at that point of time. You can find the live Registrar League Tables here: <https://dnsrf.org/research/top-registrars/registrar-league-tables/index.html>

### All

This month, in the 'All' Registrar League Table there are **166 registrars with a 0% report rate**. This is where we have not received any reports of online abuse for these registrars. One limitation of our 'All' Registrar League Table methodology is that the size of a registrar size *does* influence its likelihood of achieving a 0% report rate - due to the fact that having more registered domains makes it more likely that at least one of those domains will receive a report. Although the large majority of the registrars with a 0% report rate in the 'All' Table are small in size, they should still be celebrated for having no reports of online abuse on their domains.

Number of registrars in each report rate group



There are currently **277 registrars with a report rate less than 0.1%**, compared to 291 registrars with a report rate less than 0.1%, 30 days ago. 330 registrars in the 'All' League Table have report rates greater than 5%, a rather large increase on 243 registrars 30 days prior.

**March 19, 2025 Snapshot of the top 10 registrars with the LOWEST report rates of abuse (excluding those with a 0% report rate):**

View as at 19th March 2025:

Registrar	Report Rate (%)	Avg No. Domains
1 🏆 There are currently 166 Registrars with a 0% report rate!		Show All ▾
2 NAME SHARE, INC.	0.0023	88,421 ▾
3 AZDOMAINZ, LLC	0.0032	30,834 ▾
4 CORSEARCH DOMAINS LLC	0.0051	19,594 ▾
5 ALPINE DOMAINS INC.	0.0062	81,231 ▾
6 GLOBAL VILLAGE GMBH	0.0070	14,329 ▾
7 DOMAINADMINISTRATION.COM, LLC	0.0075	40,011 ▾
8 ANNULET LLC	0.0076	541,513 ▾
9 DOMREG LTD	0.0111	8,993 ▾
10 WEBHERO, INC. ★	0.0125	7,969 ▾



30 Days Ago (17th February 2025):

REGISTRAR	REPORT RATE ↑	AVG DOMAINS
Name Share, Inc.	0.0023	88359
Azdomainz, LLC	0.0032	30912
Corsearch Domains LLC	0.0051	19621
Alpine Domains Inc.	0.0062	81235
Global Village GmbH	0.007	14355
Dot Holding Inc.	0.007	28640
Annulet LLC	0.0073	532615
DomainAdministration.com, LLC	0.0075	40099
Domreg Ltd	0.0111	9030
Dinahosting s.l.	0.0122	205174

**Name Share, Inc.** maintained its place as the registrar with the lowest report rate (remaining at 0.0023%). Particularly at the top of the League Table, the registrars with the lowest report rates have remained very stable this month, with few shifts in rankings. **Webhero Inc.** made its way into the top 10 this month with only one reported domain in the last year and an average number of 7,969 registered domains. **Dot Holding Inc.** fell out of the top 10 this month with its average number of registered domains remaining around 28,800 but its total reported domains rising from 2 to 6. This brought its report rate from 0.007% to 0.021%.

**March 19, 2025 Snapshot of the bottom 10 registrars with the HIGHEST report rates of abuse:**

### View as at 19th March 2025:

	Registrar	Report Rate (%)	Avg No. Domains	
2151	<b>DOMINET (HK) LIMITED</b> ★	61.8675	617,667	▼
2152	ZHENGZHOU CENTURY CONNECT ELECTRONIC ...	64.9235	34,496	▼
2153	SINO PROFIT (HONG KONG) LIMITED	66.5827	1,191	▼
2154	DOMAIN INTERNATIONAL SERVICES LIMITED	85.4404	212,458	▼
2155	MAINREG INC.	85.6288	8,190	▼
2156	EU TECHNOLOGY (HK) LIMITED	94.1429	4,422	▼
2157	COSTRAR EOOD	95.0820	244	▼
2158	GUANGZHOU YI YOU INFORMATION AND TECH... ★	100.0000	1	▼
2159	NICENIC INTERNATIONAL GROUP CO., LIMITED	104.1180	125,270	▼
2160	DYNADOT0 LLC	620.9460	148	▼



### 30 Days Ago (17th February 2025):

REGISTRAR	REPORT RATE ↑	AVG DOMAINS
Hongkong Kouming International Limited	47.9184	79769
Seo Domains EOOD	55.5556	63
Zhengzhou Century Connect Electronic Technology Development Co., Ltd	58.4158	35386
SINO PROFIT (HONG KONG) LIMITED	72.2736	1082
MainReg Inc.	77.353	7873
Domain International Services Limited	77.6491	206148
Costrar EOOD	88.7029	239
NICENIC INTERNATIONAL GROUP CO., LIMITED	91.9904	123652
EU Technology (HK) Limited	104.098	3953
Dynadot0 LLC	590.541	148

**Dynadot0 LLC** remained at the bottom of the 'All' League Table this month, with its average number of registered domains staying at 148. Due to a large number of frequently registered and dropped domains, its report rate remained above 100%, at around **600%**. If a registrar drops a lot of domains, this can lead to having more reported domains in the last year than average number of domains registered in the last year, resulting in a report rate greater than 100%. **Dominet (HK) Limited** moved into the 10 registrars with the highest report rates this month with its total number of reported domains in the last year rising from 295,792 to **386,202**, raising its report rate from 47.5% to **62.5%**.

**Guangzhou Yiyou Information Technology Co. Ltd** moved into the bottom 3 registrars with the highest report rates this month as its report rate increased to **100%** - it has an average of



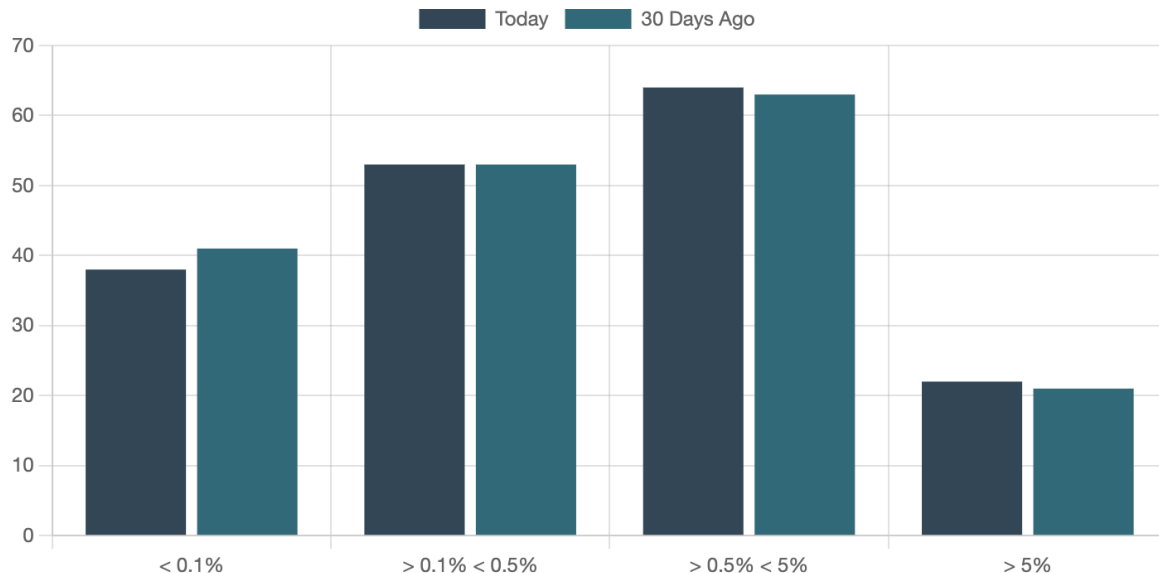
1 registered domain in the last year and received one domain report this month. With its only domain being reported, this makes it the Registrar with the biggest increase in report rate for the month.

**EU Technology (HK) Limited** moved out of the bottom 3 this month with its report rate decreasing from 104% to 94.2%. Despite still being in the 10 registrars with the highest report rates, EU Technology (HK) Limited saw *the biggest reduction in report rates* this month. Although its number of reported domains increased marginally from 4,115 to 4,165, its yearly average number of registered domains increased from 3,953 to 4,422, resulting in this report rate reduction.

## >50k

Moving to the >50k Table, registrars with a larger number of registered domains are more likely to receive reports, hence the reduction in the number of registrars with a 0% report rate. By only considering registrars with more than 50,000 domains, *this aims to increase parity between those registrars with a 0% report rate*. **Knet Registrar Co. LTD** is the only registrar in the >50k League Table to achieve a 0% report rate this month.

Number of registrars in each report rate group



There are currently **38 registrars with a report rate less than 0.1%**, compared to 41 registrars 30 days ago. Only 22 out of the 177 registrars in the >50k Table have a report rate greater than 5%, a slight increase from 21 registrars 30 days ago.

## March 19, 2025 Snapshot of the top 10 registrars with the LOWEST report rates of abuse:

View as at 19th March 2025:

	Registrar	Report Rate (%)	Avg No. Domains	
1 🏆	KNET REGISTRAR CO., LTD. ★	0.0000	88,829	▼
2	NAME SHARE, INC.	0.0023	88,421	▼
3	ALPINE DOMAINS INC.	0.0062	81,231	▼
4	ANNULET LLC	0.0076	541,513	▼
5	DINAHOSTING S.L.	0.0166	205,093	▼
6	DEUTSCHE TELEKOM AG	0.0232	60,281	▼
7	PAIR NETWORKS, INC. D/B/A PAIR DOMAINS	0.0280	74,885	▼
8	REGISTRYGATE GMBH	0.0286	602,280	▼
9	NOM-IQ LTD. DBA COM LAUDE	0.0304	230,606	▼
10	WHOIS CORP.	0.0310	132,139	▼

 2  
  
  
 2

30 Days Ago (17th February 2025):

REGISTRAR	REPORT RATE ↑	AVG DOMAINS
Knet Registrar Co., Ltd.	0	89146
Name Share, Inc.	0.0023	88359
Alpine Domains Inc.	0.0062	81235
Annulet LLC	0.0073	532615
Dinahosting s.l.	0.0122	205174
Deutsche Telekom AG	0.0182	60356
RegistryGate GmbH	0.0243	601685
Whois Corp.	0.0264	132539
pair Networks, Inc. d/b/a pair Domains	0.0266	75111
Nom-iq Ltd. dba COM LAUDE	0.0278	230029

There were no changes this month in the top 6 registrars with the lowest report rates of the >50k Table. Although it is the same 10 registrars with the lowest report rates this month as it was last month, there has been some slight movement at the bottom of the top 10 with **Pair Networks Inc** moving up the League Table as **Registrygate's** report rate increased from 0.024% to 0.029%. Still placing in the top 10, its number of reported domains increased from 146 to 172.

**March 19, 2025 Snapshot of the bottom 10 registrars with the HIGHEST report rates of abuse:**

View as at 19th March 2025:

	Registrar	Report Rate (%)	Avg No. Domains	
167	<b>METAREGISTRAR BV</b> ★	12.7046	295,066	▼
168	<b>WEB COMMERCE COMMUNICATIONS LIMITED</b> ...	14.0417	671,958	▼
169	<b>GNAME.COM PTE. LTD.</b>	14.3660	5,031,080	▼
170	<b>DYNADOT INC</b>	20.6202	4,237,530	▼
171	<b>CNOBIN INFORMATION TECHNOLOGY LIMITED</b>	28.1975	51,150	▼
172	<b>URL SOLUTIONS, INC.</b>	39.8276	231,736	▼
173	<b>HONGKONG KOUMING INTERNATIONAL LIMITED</b>	48.1875	81,602	▼
174	<b>DOMINET (HK) LIMITED</b>	62.5259	617,667	▼
175	<b>DOMAIN INTERNATIONAL SERVICES LIMITED</b>	85.8509	212,458	▼
176	<b>NICENIC INTERNATIONAL GROUP CO., LIMITED</b>	104.6940	125,270	▼



30 Days Ago (17th February 2025):

REGISTRAR	REPORT RATE ↑	AVG DOMAINS
Spaceship, Inc.	12.2211	1009310
Gname.com Pte. Ltd.	12.7427	5008350
Web Commerce Communications Limited dba WebNic.cc	12.9392	673038
Dynadot Inc	18.557	4180200
CNOBIN INFORMATION TECHNOLOGY LIMITED	26.6426	50956
URL Solutions, Inc.	38.2767	233497
Dominet (HK) Limited	47.504	622667
Hongkong Kouming International Limited	47.9184	79769
Domain International Services Limited	77.6491	206148
NICENIC INTERNATIONAL GROUP CO., LIMITED	91.9904	123652


Similarly, there were few changes among the bottom 10 registrars with the highest report rates of the >50k Table this month, with the same registrars occupying the lower end. **Metaregistrar BV** moved into the range, pushing **Spaceship, Inc** out of the bottom 10.

Metaregistrar BV had 34,273 reported domains at the start of the month and is at **37,487** today, raising its report rate from 11.8% to 12.7%.

This month, **Xiamen 35.com Information Co., Ltd** had the biggest reduction in report rate in the >50k League Table. Despite having an increase in reports (from 3,305 to 3,531), a large number of registrations this month brought their average number of registered domains from 158,180 to 184,543 and brought their report rate down from 2.09% to **1.91%**. **Dominet (HK) Limited** had the biggest increase in report rate this month. With its number of reported domains rising from 295,792 to 386,202, and its average number of domains registered in the last year remaining around 620,000, its report rate increased from 47.5% to **62.5%**.

## Global Regions

### March 19, 2025 Snapshot of the top 10 registrars with the LOWEST report rates of abuse in the Americas Region:

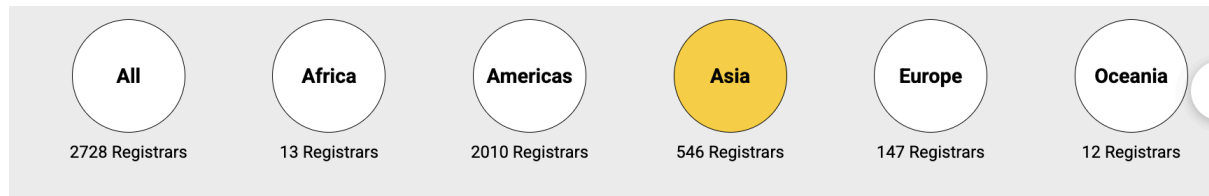


	Registrar	Report Rate (%)	Avg No. Domains
1 🏆	There are currently 69 Registrars with a 0% report rate!		Show All
2	NAME SHARE, INC.	0.0023	88,421
3	AZDOMAINZ, LLC	0.0032	30,834
4	CORSEARCH DOMAINS LLC	0.0051	19,594
5	ALPINE DOMAINS INC.	0.0062	81,231
6	DOMAINADMINISTRATION.COM, LLC	0.0075	40,011
7	ANNULET LLC	0.0076	541,513
8	WEBHERO, INC.	0.0125	7,969
9	TUBE REGISTRAR, LLC	0.0153	6,532
10	DOT HOLDING INC.	0.0208	28,894

Excluding registrars with a 0% report rate, the 3 registrars with the lowest report rates in the 'All' League Table were based in the **Americas region** - all located in the United States of

America and Canada. However, **Dynadot0 LLC**, with the highest report rate in the 'All' Registrar League Table, is also based in the USA.

### **March 19, 2025 Snapshot of the bottom 10 registrars with the HIGHEST report rates of abuse in the Asia Region:**



	Registrar	Report Rate (%)	Avg No. Domains
456	URL SOLUTIONS, INC.	39.8276	231,736
457	DNSGULF PTE. LTD.	43.4776	6,930
458	HONGKONG KOUMING INTERNATIONAL LIMITED	48.1875	81,602
459	DOMINET (HK) LIMITED	62.5259	617,667
460	ZHENGZHOU CENTURY CONNECT ELECTRONIC TECHNOLOGY DEVELOP...	64.9351	34,496
461	SINO PROFIT (HONG KONG) LIMITED	66.6667	1,191
462	DOMAIN INTERNATIONAL SERVICES LIMITED	85.8509	212,458
463	EU TECHNOLOGY (HK) LIMITED	94.1882	4,422
464	GUANGZHOU YI YOU INFORMATION AND TECHNOLOGY CO., LTD	100.0000	1
465	NICENIC INTERNATIONAL GROUP CO., LIMITED	104.6940	125,270

Several of the 10 registrars with the highest report rates of the 'All' Registrar League Table are based in the **Asia region** with NICENIC International Group Co., Limited, EU Technology (HK) Limited and Hongkong Kouming International Limited based in **Hong Kong** and Guangzhou YI YOU Information and Technology Co., Ltd located in **China**.

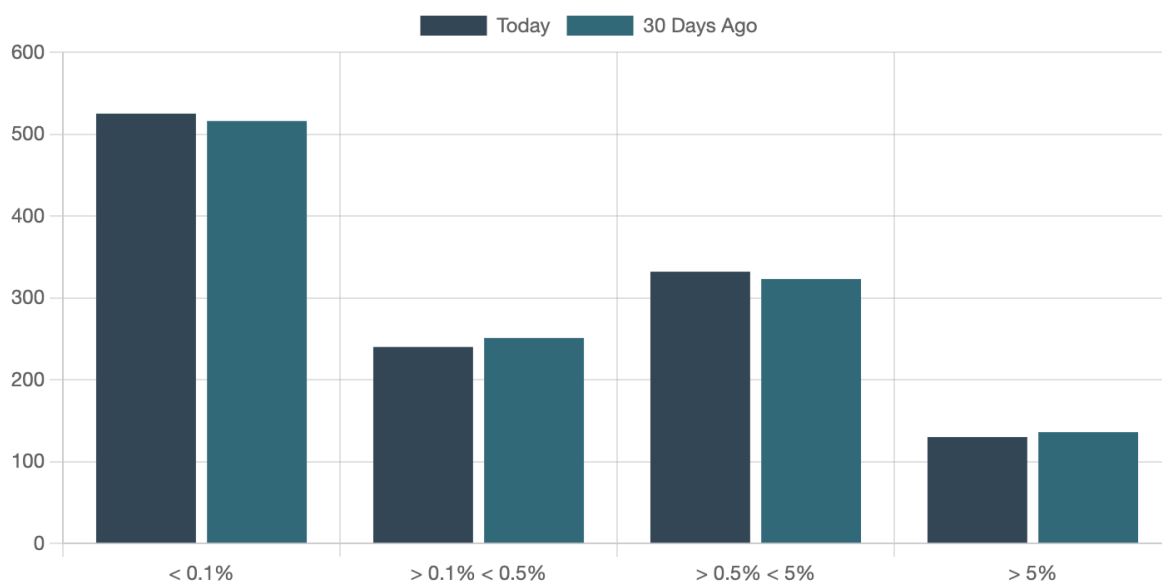
## **Updates on The TLD League Tables**

The following data is a snapshot from **12th March 2025**, and gives an overview of the trends and patterns observed at that point in time. Please visit <https://dnsrf.org/research/safest-tld-league-table/tables/index.html> to view the data in the TLD League Tables in real time.

## All

This month, in the 'All' TLD League Table there are **441 TLDs with a 0% report rate**. Similarly to the Registrar League Table, one limitation of our 'All' TLD League Table methodology is that the size of a TLD size does influence its likelihood of achieving a 0% report rate - due to the fact that having more domains under management makes it more likely that at least one of those domains will receive a report. Although all of TLDs with a 0% report rate in the 'All' Table are small in size, once again, they should still be recognized for having no reports of online abuse on their domains.

Number of TLDs in each report rate group



In general, *report rates appear to be improving*. There are currently **525 TLDs with a report rate less than 0.1%**, compared to 516 TLDs under that threshold 30 days ago. Additionally, there are now 130 TLDs with a report rate greater than 5%, an improvement on 136 TLDs 30 days ago. This means that there are currently more TLDs with lower report rates than there were this time last month.

**March 12, 2025 Snapshot of the top 10 TLDs with the LOWEST report rates of abuse (excluding those with a 0% report rate):**

View as at 12th March 2025:

	7d Ago	TLD	Report Rate (%)	Avg No. Domains	
1	🏆	There are currently 441 TLDs with a 0% report rate!			
2	2	.HM	0.0029	69,959	▼
3	3	.XN--3DS443G	0.0065	30,882	▼
4	4	.WIEN	0.0131	15,321	▼
5	5	.XN--CZRU2D	0.0135	29,560	▼
6	6	.BAYERN	0.0140	28,659	▼
7	▲ 8	.BERLIN	0.0155	45,158	▼
8	▼ 7	.SWISS	0.0175	22,893	▼
9	▲ 10	.PA ★	0.0181	16,544	▼
10	▼ 9	.COLOGNE ★	0.0240	4,165	▼



30 Days Ago (10th February 2025):

TLD	REPORT RATE ↑	AVG DOMAINS
hm	0.0029	69447
realtor	0.003	32800
xn--3ds443g	0.0066	30345
bayern	0.0069	29115
xn--czru2d	0.0104	28762
quebec	0.0134	7480
swiss	0.0188	21229
wien	0.0193	15584
berlin	0.0198	45516
ruhr	0.0212	4710

**.realtor** moved up into the 0% report rate zone this month as its only report is now over a year ago. Currently, the 3 TLDs with the lowest report rates (excluding those with a 0% report rate) are **.hm**, **.xn--3ds443g** and **.wien**. All 3 of these TLDs were also in the top 10 for lowest report rate last month and have a count of only two reported domains. **.pa** moved into the top 10 this month - with its yearly number of reports halving from 6 to 3, its report rate dropped from 0.039% to 0.018%. Conversely, **.quebec** dropped out of the 10 TLDs with the lowest report rates this month, with its report rate increasing from 0.013% to 0.555%. While its average number of domains remains relatively constant, its number of reports jumped from 1 to **41 in the last 30 days**.

## March 12, 2025 Snapshot of the bottom 10 TLDs with the HIGHEST report rates of abuse:

View as at 12th March 2025:

7d Ago	TLD	Report Rate (%)	Avg No. Domains	
766 ▼ 758	.LOANS	49.5230	16,877	↑
767 ▼ 760	.PIZZA	55.1097	33,495	↑5
768 ▼ 761	.SX	57.2211	23,556	
769 ▼ 762	.PICTURES	59.2399	32,365	↑2
770 ▼ 764	.LGBT	61.5935	14,120	
771 ▼ 765	.LOAN	64.4339	82,978	↑3
772 ▼ 759	.XIN ★	69.1884	34,461	
773 ▼ 766	.PM ★	72.1162	8,643	
774 ▼ 763	.LOCKER	72.6055	10,305	↑
775 ▼ 767	.PINK	72.7331	34,452	↓2

30 Days Ago (10 February 2025):

TLD	REPORT RATE ↑	AVG DOMAINS
rest	62.2222	46395
loans	75.0497	11066
sx	86.5874	15053
bid	87.684	30026
lgbt	99.557	5643
pictures	119.565	15666
pizza	126.39	14422
pink	129.872	18325
loan	171.171	28683
locker	236.074	1508

Although, at present, there has not been much movement in the 10 TLDs with the highest report rates (particularly with **.pink** and **.locker** dominating the lower end), the top of the League Table (those with the lowest abuse rates) is more stable than the bottom (those with the highest abuse rates). Due to the fact that TLDs at the bottom of the League Table typically have a lot of adds and deletes, their average number of domains under management, and therefore their report rates, tend to fluctuate. If a TLD drops a lot of domains, this can sometimes lead to having more reported domains in the last year than average number of domains under management in the last year, resulting in a report rate greater than 100%.

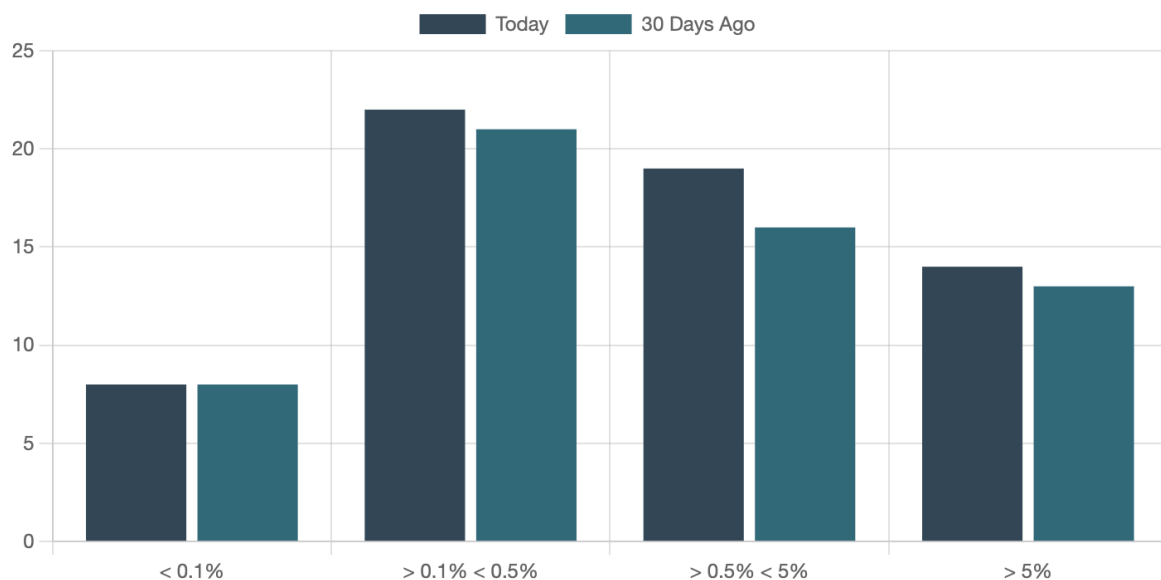


Irrespective of being in the 10 registrars with the highest report rates, **.locker** was the TLD with the biggest decrease in report rate this month, going from 236% to **72.6%**. This is due to the large number of added domains .locker had this month taking its average number of domains from 1,508, 30 days ago, to nearly 7 times the amount today, at **10,305** domains. Despite its large decrease in report rate, its total number of reported domains in the last year increased from 3,560 to **7,482 this month**, keeping .locker in the bottom 10. **.xin** had the biggest increase in report rate this month, increasing from 43.2% to **69.2%**. It went from having 5,589 of its average 12,948 yearly domains being reported for online abuse to now having **23,843** of its 34,461 average domains being reported.

## >500k

Moving to the >500k Table, it is more difficult for larger TLDs to achieve a 0% report rate due to the sheer number of domains registered with them. By only considering TLDs with more than 500,000 domains, *this aims to increase parity between TLDs with a 0% report rate.*

Number of TLDs in each report rate group



While there are no TLDs with a 0% report rate in the >500k Table this month, there are currently **8 TLDs in this Table with a report rate less than 0.1%**, no change on last month. **14 TLDs have a report rate greater than 5%** - 1 TLD more than there was 30 days ago. With .cfd dropping out of the >500k Table completely, going from an average of 579,015 yearly domains to 215,024, both .click and .bond moved into the >500k Table with report rates above 5%. Their total number of yearly domains under management increased from 475,429 to 508,567 and 465,168 to 626,664 respectively, moving them over into the >500k League Table.

## March 12, 2025 Snapshot of the top 10 TLDs with the LOWEST report rates of abuse:

View as at 12th March 2025:

	7d Ago	TLD	Report Rate (%)	Avg No. Domains	
1	▲ 2	.NO	0.0399	827,059	▲
2	▼ 1	.DK	0.0402	1,306,910	▼
3	3	.GR	0.0514	520,938	▲ 3
4	4	.HU	0.0522	869,317	
5	5	.KR	0.0570	1,010,910	
6	6	.CH★	0.0574	2,528,070	
7	7	.AU	0.0657	4,133,010	
8	8	.BE	0.0721	1,628,730	
9	9	.VN★	0.1185	523,318	
10	10	.IR	0.1252	1,367,430	▼

30 Days Ago (10th February 2025):

TLD	REPORT RATE ↑	AVG DOMAINS
dk	0.0424	1323440
no	0.0441	825902
ch	0.0612	2529340
hu	0.0629	864293
kr	0.0716	1017720
gr	0.0722	513969
au	0.0776	4086580
be	0.0797	1638660
ir	0.1428	1343860
it	0.1441	3210570

The 10 TLDs with the lowest report rates in the >500k Table remained **very stable** this month. **.no** managed to move from 2nd place to 1st as its number of reports in the last year fell from 364, 30 days ago, to 330 reports today, causing its report rate to change from 0.044% to 0.04%. **.vn** entered the top 10 this month with its average number of domains remaining constant but its total number of reported domains in the last year decreasing from 909 to 620, resulting in its report rate falling from 0.17% to 0.12%. **.it** slipped out of the 10 TLDs with the lowest report rates, even though its report rate only increased slightly from 0.1441% to 0.1443%!



## March 12, 2025 Snapshot of the bottom 10 TLDs with the HIGHEST report rates of abuse:

View as at 12th March 2025:

	7d Ago	TLD	Report Rate (%)	Avg No. Domains	
54	54	.CLICK ★	8.4038	508,567	
55	55	.SBS	9.0551	669,654	↓
56	56	.LIVE	9.3911	556,664	↑
57	57	.ONLINE	10.7836	2,965,260	↑
58	58	.XYZ	11.1110	4,003,100	↑
59	59	.CLUB	13.8946	592,619	↑
60	60	.BOND ★	14.4789	626,664	
61	61	.CC	19.2623	1,783,610	↑
62	62	.VIP	20.2472	1,225,210	↓
63	63	.TOP	26.0316	3,194,670	↓2

30 Days Ago (10th February 2025):

TLD	REPORT RATE ↑	AVG DOMAINS
sbs	8.445	709654
shop	8.8254	3081070
pro	9.1789	656278
live	9.7523	551028
online	10.7919	3025970
xyz	12.6445	3582880
club	13.9711	597764
vip	22.2643	1025500
cc	22.6798	1407210
top	28.1104	2825190

As discussed earlier, while the bottom of the League Table is unstable due to the large number of domain name adds and drops, the changes in report rates at the bottom of the >500k are usually less dramatic than those in the 'All' League Table. This is because, while they are still adding / dropping large numbers of domain names, *proportional to their overall size, there is less of an impact on their average yearly number of domains*. Apart from some TLDs (such as .cfd, .click and .bond) which are moving in and out of the Table itself (as they cross the >500k domains threshold), the TLDs with the highest report rates at the bottom of the **>500k are more stable** than those in the 'All' Table.

.cc had the biggest improvement in report rate for all of the TLDs in the >500k Table this month, reducing its report rate from 22.7% to **19.3%**. Although their number of reports

actually increased from 319,153 to 343,563 this month, its number of domains under management increased more significantly from 140,7210 to 178,3610, resulting in a reduction in report rate. **.sbs** had the largest increase in report rate this month, moving from 8.45% to **9.06%**. Once again, it was their yearly average of domains causing this change. While their number of reports remained around 60,000, their domains under management decreased from 709,654 to 669,654 today.

## Global Regions

There are 2 ccTLDs, **.hm** (**Heard and McDonald Islands**) and **.pa** (**Panama**), in the top 10 TLDs with the lowest report rates of the All Global Regions Table with report rates of 0.0029% and 0.018% respectively. **.sx** (**Sint Maarten**) and **.pm** (**Saint Pierre and Miquelon**) are the only two ccTLDs in the 10 TLDs with the highest report rates of the All Global Regions Table with report rates of 57.2% and 72.1% respectively.

### March 12, 2025 Snapshot of the bottom 10 TLDs with the HIGHEST report rates of abuse in the Americas Region:

<div><div>All1179</div><div>Asia171</div><div>Africa57</div><div>Americas658</div><div>Europe251</div><div>Oceania42</div></div>					
7d Ago	TLD	Country	Report Rate (%)	Avg No. Domains	
470	▼ 468	<b>.POKER</b>	UNITED STATES OF A...	35.3326	7,803
471	▼ 469	<b>.REST</b>	MEXICO	39.7393	73,260
472	▼ 470	<b>.LC</b>	PUERTO RICO	40.6892	8,270
473	▼ 471	<b>.LOANS</b>	UNITED STATES OF A...	49.5230	16,877
474	▼ 472	<b>.PIZZA</b>	UNITED STATES OF A...	55.1097	33,495
475	▼ 473	<b>.SX</b>	SINT MAARTEN (DUT...	57.2211	23,556
476	▼ 474	<b>.PICTURES</b>	UNITED STATES OF A...	59.2399	32,365
477	▼ 476	<b>.LGBT</b>	UNITED STATES OF A...	61.5935	14,120
478	▼ 475	<b>.LOCKER</b>	UNITED STATES OF A...	72.6055	10,305
479	▼ 477	<b>.PINK</b>	UNITED STATES OF A...	72.7331	34,452

While .hm is part of the **Oceania region**, .pa is part of the **Americas region**. Despite being the hosting region for one of the ccTLDs with the lowest report rates, a large number of the 10 TLDs with the highest report rates from the 'All' TLDs Table are also based in the Americas, including .locker and .pink.

**.pm, the ccTLD with the highest report rate**, is based in France, Europe. Also based in Europe is .bond, a larger TLD moving in and out of the >500k Table with a relatively high report rate, located in Luxembourg. Out of all of the EU ccTLDs, .cy (**Cyprus**) has the lowest report rate of 0.038%, closely followed by .dk (**Denmark**) with a report rate of 0.04%. .ee (**Estonia**) had the highest report rate of all the EU ccTLDs with a report rate of 1.0036%, the only EU ccTLD with a report rate above 1%. .pl (Poland) had the second highest report rate of the EU ccTLDs at 0.89%.

### March 12, 2025 Snapshot of the bottom 10 TLDs with the HIGHEST report rates of abuse in the Asia Region:

<div> <div>All1179</div> <div>Asia171</div> <div>Africa57</div> <div>Americas658</div> <div>Europe251</div> <div>Oceania42</div> </div>					
	7d Ago	TLD	Country	Report Rate (%)	Avg No. Domains
71	71	.GY	TURKEY	4.2651	4,361
72	72	.BD	BANGLADESH	4.5218	38,038
73	73	.ASIA	HONG KONG	4.5762	334,930
74	74	.XN--RHQV96G	HONG KONG	4.9438	445
75	75	.MOE	JAPAN	5.1919	15,428
76	76	.SHOP	JAPAN	8.0906	3,387,650
77	77	.WANG	CHINA	21.0186	65,347
78	78	.TOP	CHINA	26.0316	3,194,670
79	79	.OOO	INDIA	35.9183	40,517
80	80	.XIN	HONG KONG	69.1884	34,461

.xin, as the TLD with the biggest increase in report rate this month, is at the bottom of the Asia Global Regions Table and is based in **Hong Kong**. It has almost double the report rate of .ooo in India which currently has the second highest report rate of TLDs in the Asia region.

## Coming Next ...

In the next quarter the DNSRF will be releasing ASN League Tables. The report for that quarter will cover methodology for the new ASN League Tables along with changes observed in all tables released, including the TLD, Registrar and ASN League Tables.

